


# HDMI-AM-BO-V1B


## 1. Description:

HDMI-AM-BO-V1B is a simple HDMI Type A Male Plug breakout board. It brings all 19 pins of a HDMI A male plug to screw terminal blocks or headers for easy testing, prototyping and breadboard connection. For breadboard connections, user can use the two 10pin headers on both sides of the breakout board to connect to the front end of the breadboard for a steady connection.



## 2. Features:

- All 20 pins (including shield) of a HDMI Type A Male Plug brought out to headers or screw terminal blocks
- Various connecting method chosen by users.
- 2 mounting holes with 3mm diameter hole size
- 1.0"(25.40mm) X 1.0"(25.40mm) board dimensions



## 3. Parts:

- 1) 1pc X HDMI-AM-BO-V1B PCB
- 2) 1pc X HDMI Type A Male Plug
- 3) 2pc X 10pin0.1"(2.54mm) spacing terminal block
- 4) 1pc X 20pin0.1"(2.54mm) header

Figure 1: Parts inside the kit  
(Note: the module is not assembled, user can decide which connector to use on the module.)




Figure 2: Example of connecting the HDMI-AM-BO-V1B on a breadboard



Figure 3: HDMI-AM-BO-V1B with headers



Figure 4: HDMI-AM-BO-V1B with terminal blocks



Figure 5: Solid Mounting on prototype PCB

## Related products from eLabGuy:



**HDMI-AM-BO-V1AS**



**HDMI-AF-BO-V1BS**



**HDMI-AF-BO-V1A**



**HDMI-AM-BO-V1AV**



**HDMI-AF-BO-V1AV**